

# Advanced Placement Program



## NORTHERN VALLEY REGIONAL HIGH SCHOOL DISTRICT

FALL, 2020

MATTHEW SPATZ, DISTRICT DIRECTOR OF GUIDANCE

# AP Program: Courses & Enrollments 2019-20



- **31 AP Courses Offered**
- **17 Exam-required Courses**
- **14 Exam-optional Courses**
- **836 Students in AP Courses**
- **1830 Course Enrollments**

# AP Program: Exams - May 2020

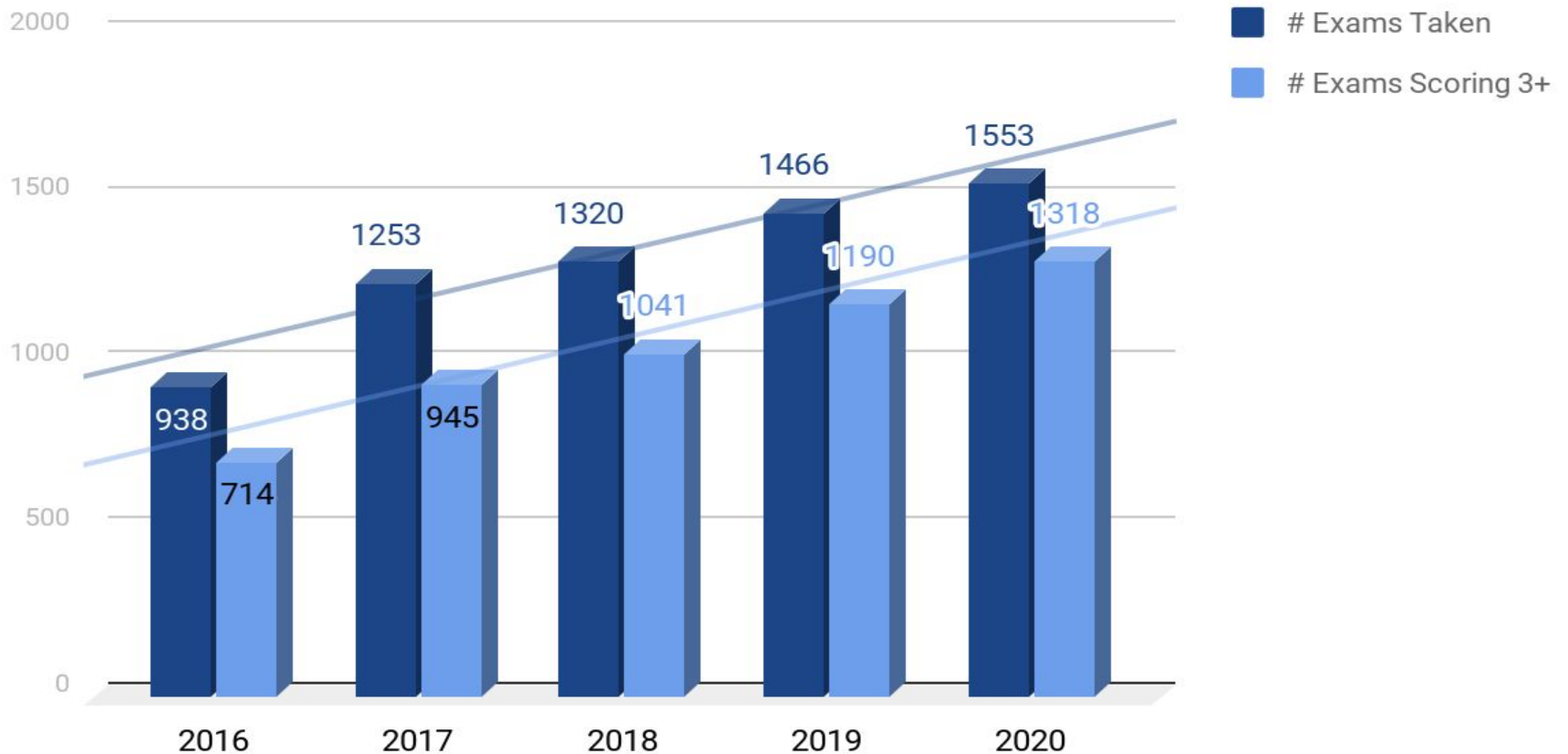


- **800** Students Took **1563** Exams
- **268** Students Named AP Scholars
- **85%** Exams Scored 3+
- **89%** of AP Students Scored 3+
- **60%** of Class of 2020 Scored 3+ on at Least One AP Exam

# NVRHS District 5-Year Trend



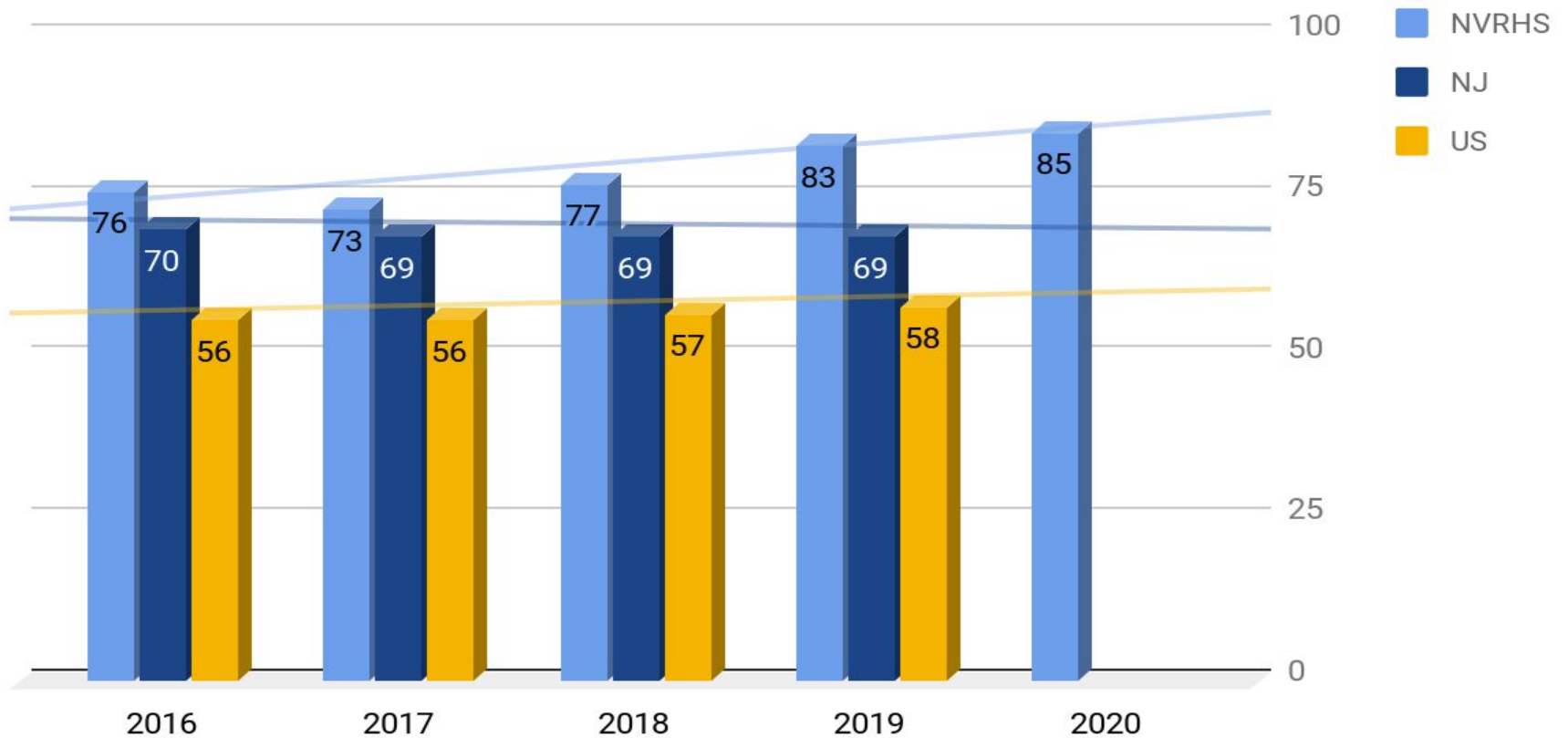
## Exams Taken and Exams Scoring 3+



# Comparative 5-Year Trend - % Exams 3+



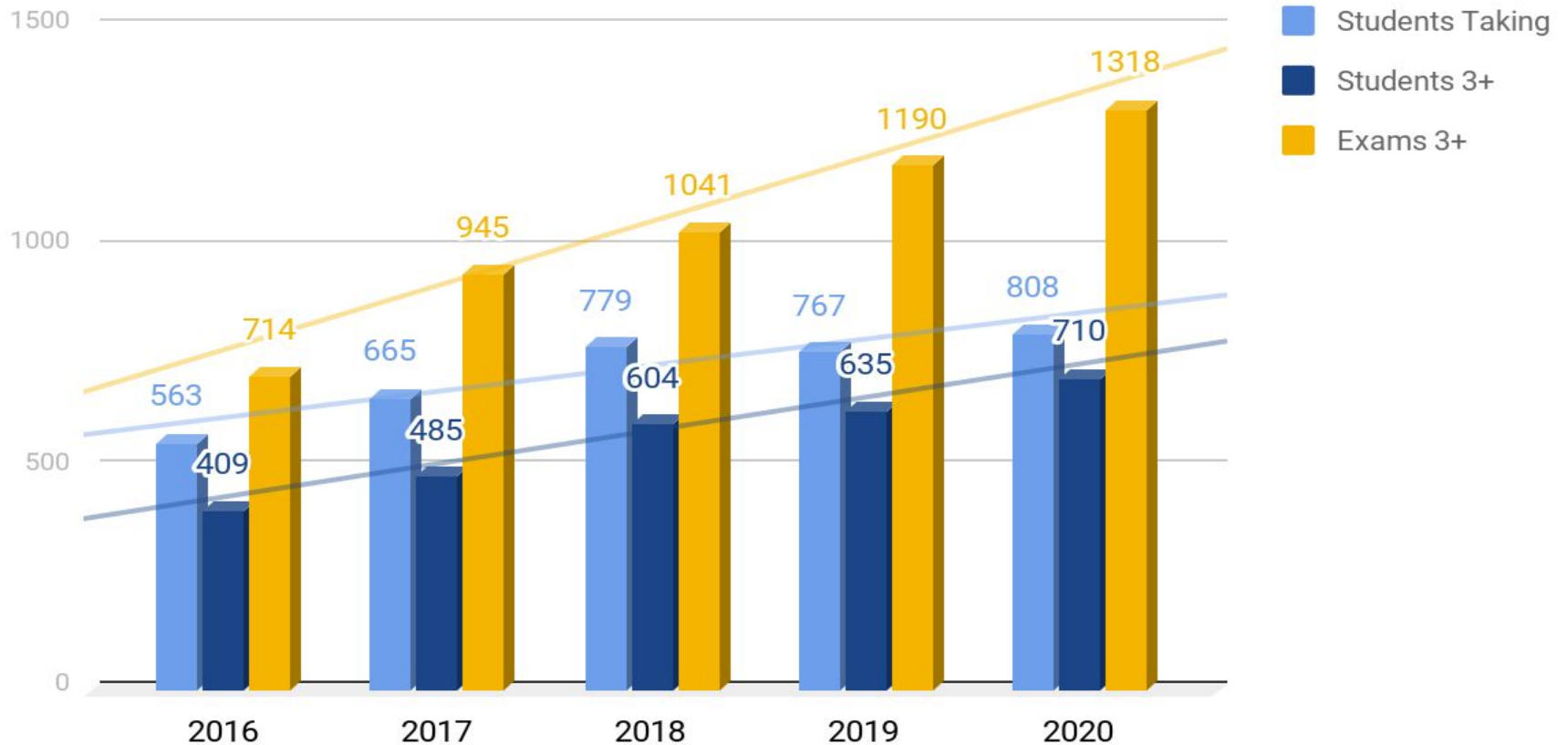
% Exams Scoring 3+



# District Students and Exams



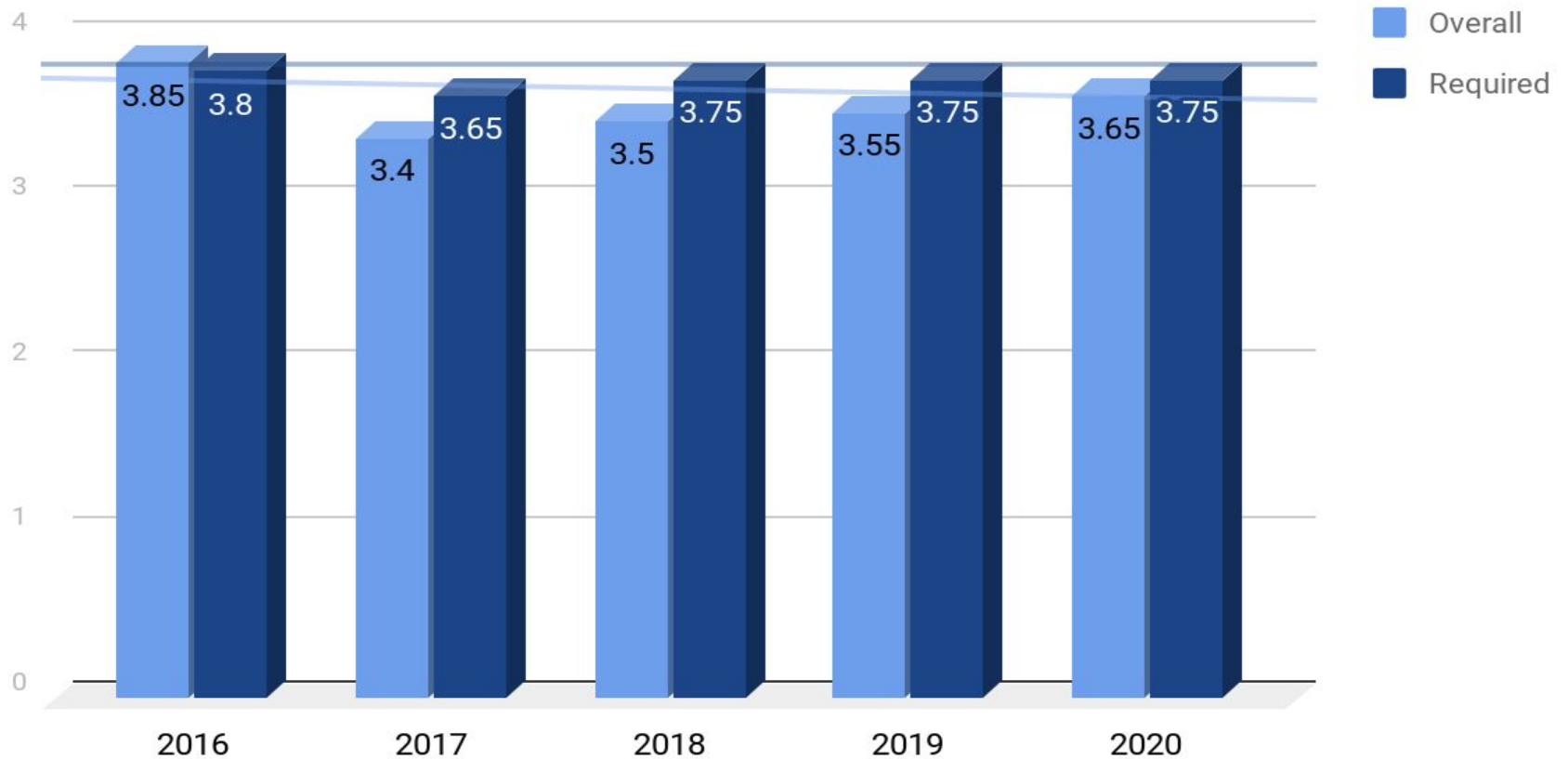
## Students Taking & Scoring 3+ and Exams Scoring 3+



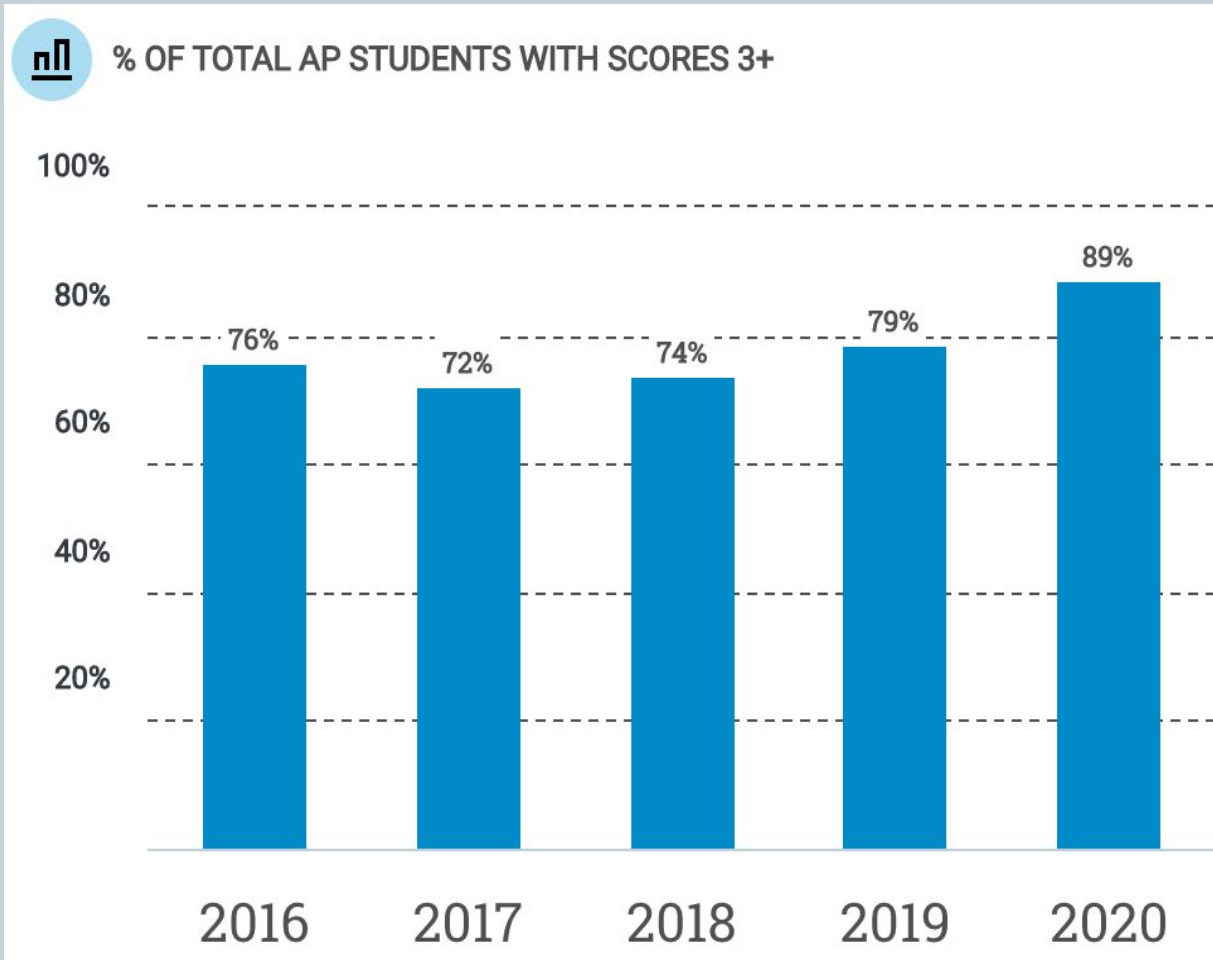
# District Exam Score Average



## NVRHS: Average Scores

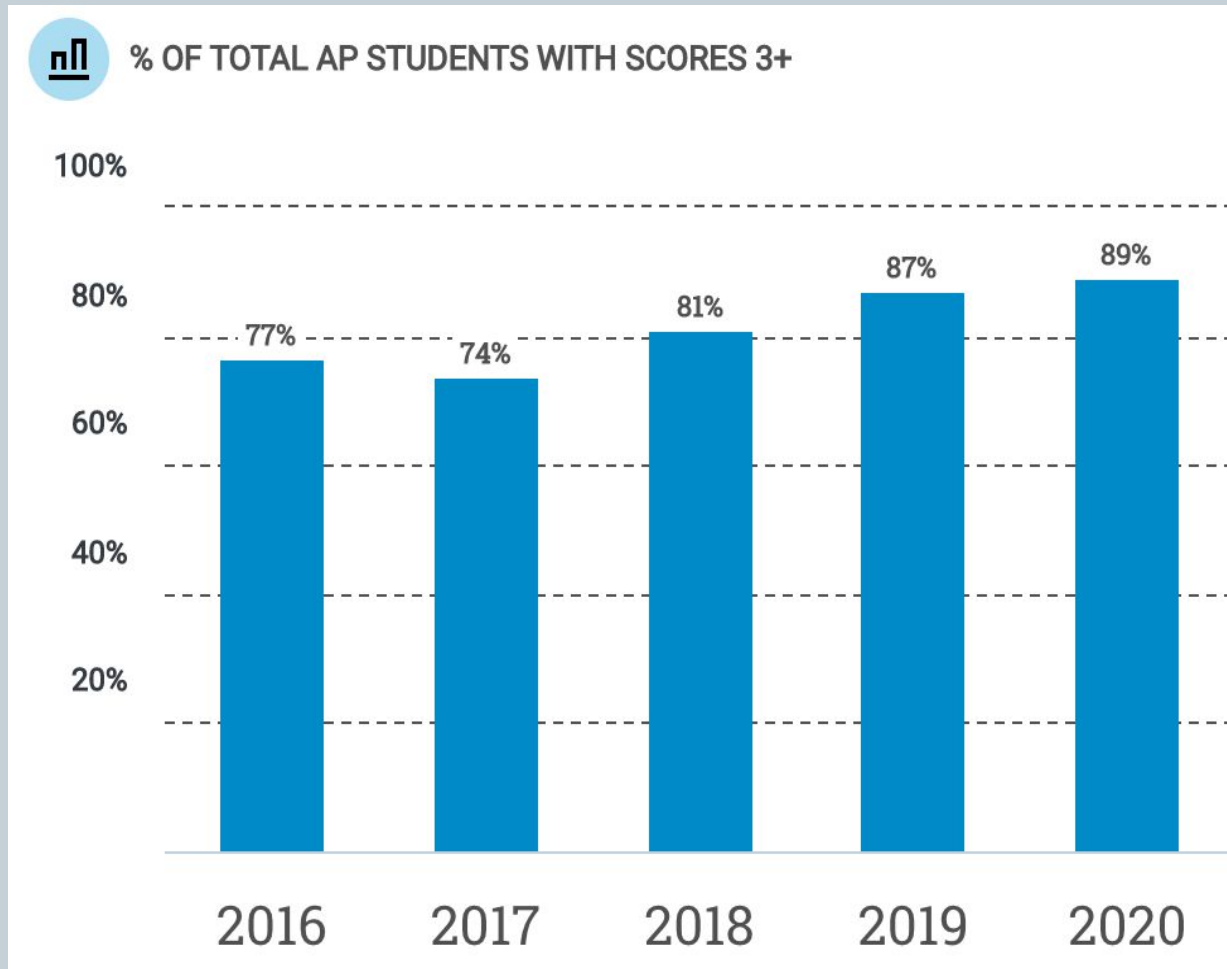


# Northern Valley Demarest 5-Year Trend





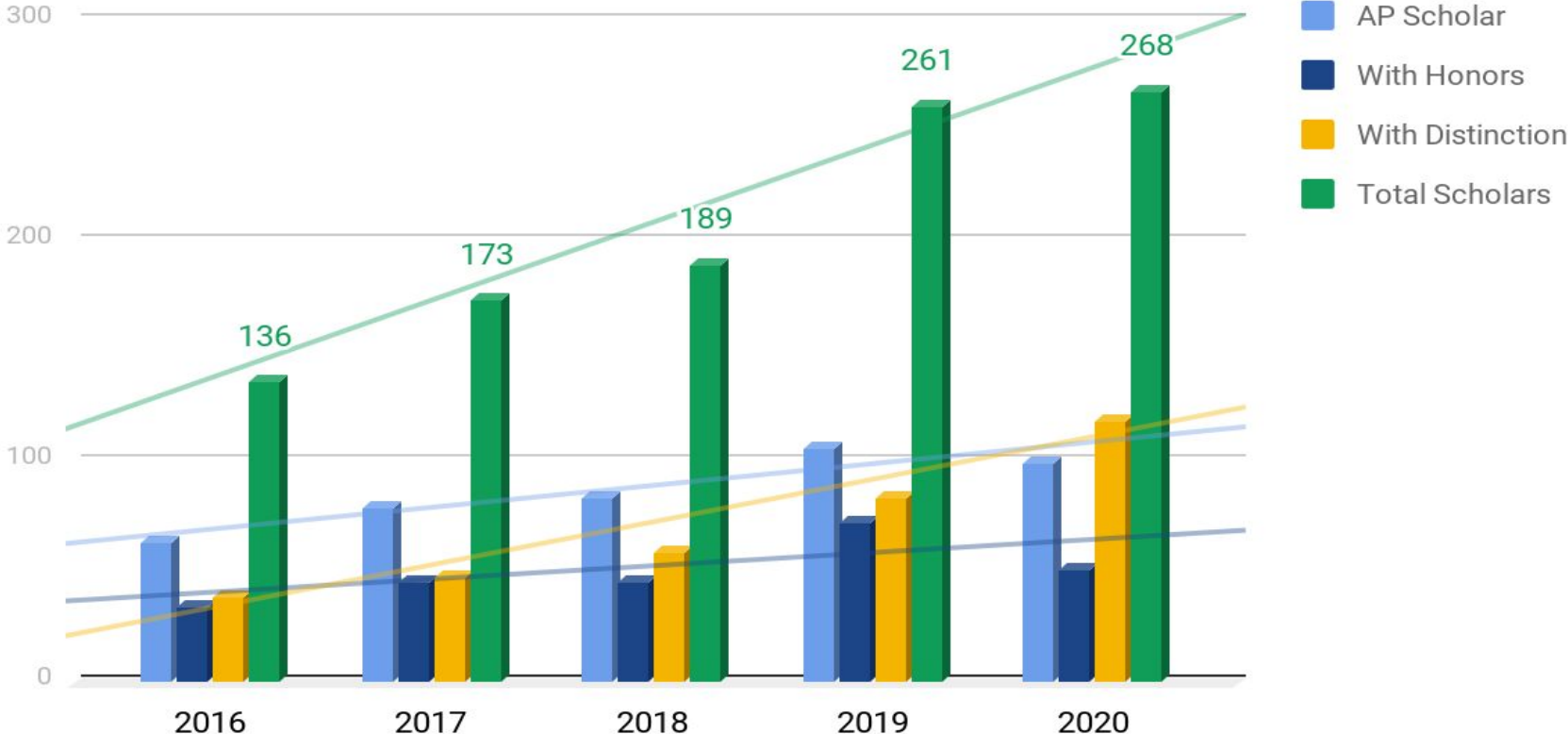
# Northern Valley Old Tappan 5-Year Trend



# AP Scholars



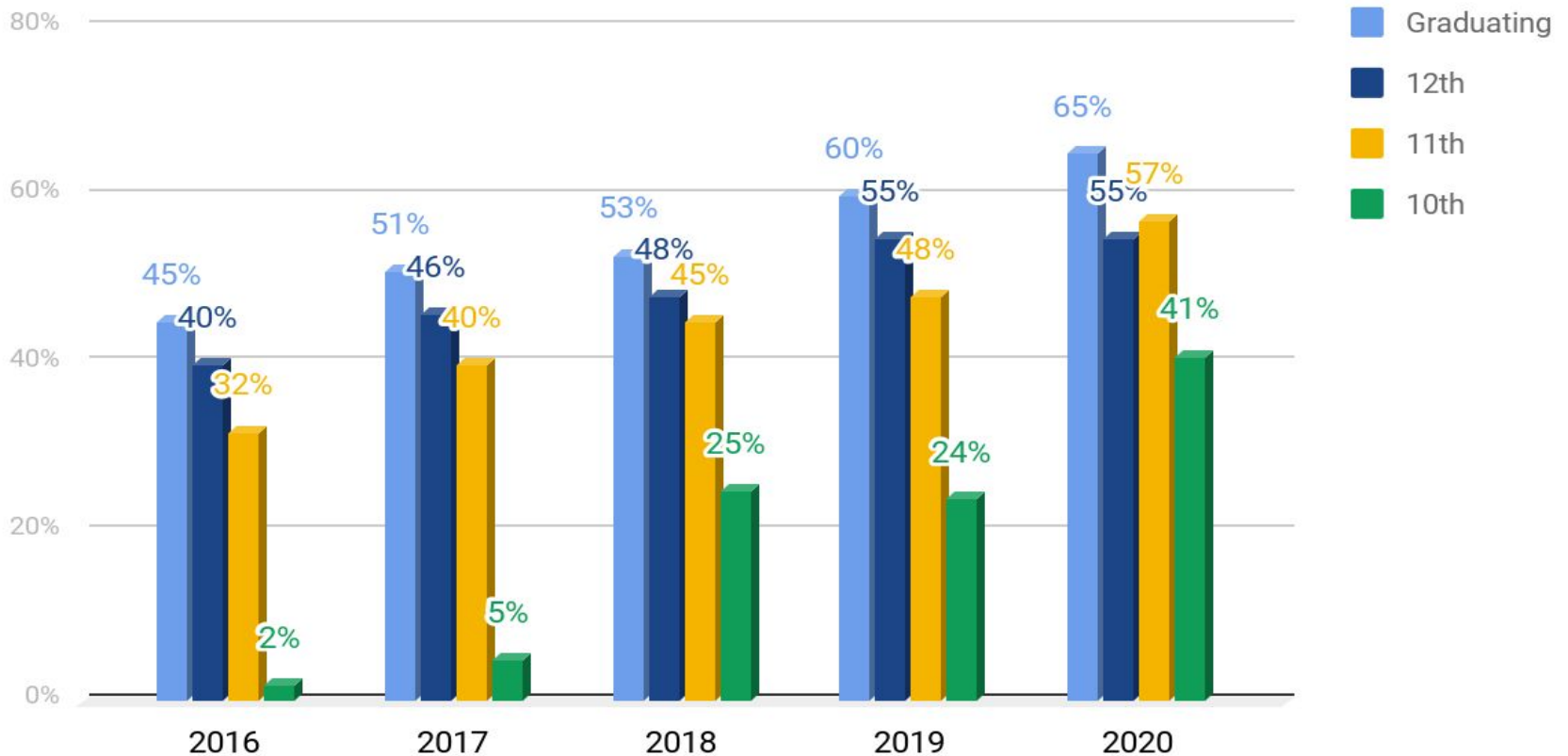
## AP Scholars



# Equity & Excellence NVD



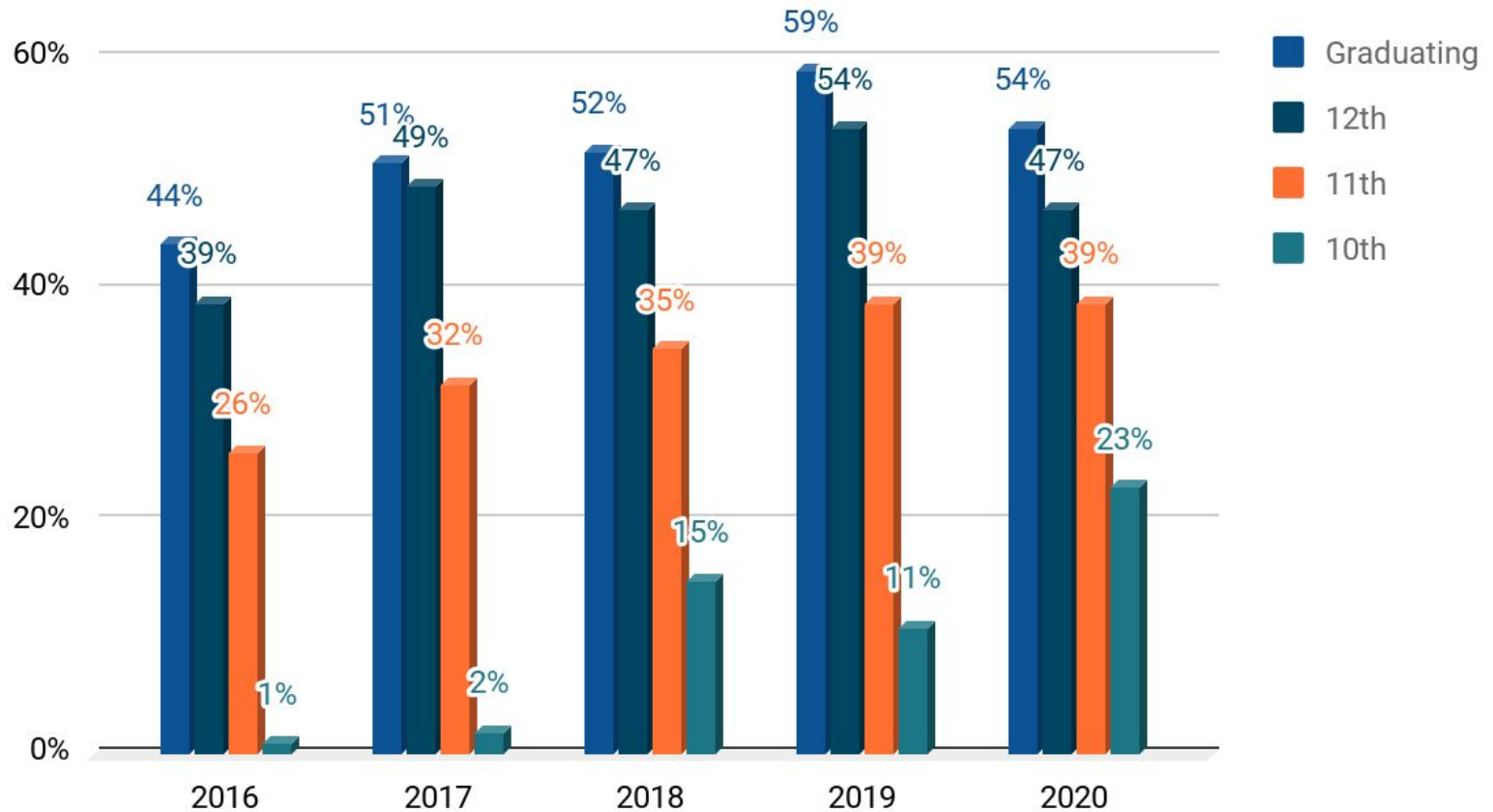
## Equity & Excellence: % Students Scoring 3+ on One Exam



# Equity & Excellence NVOT



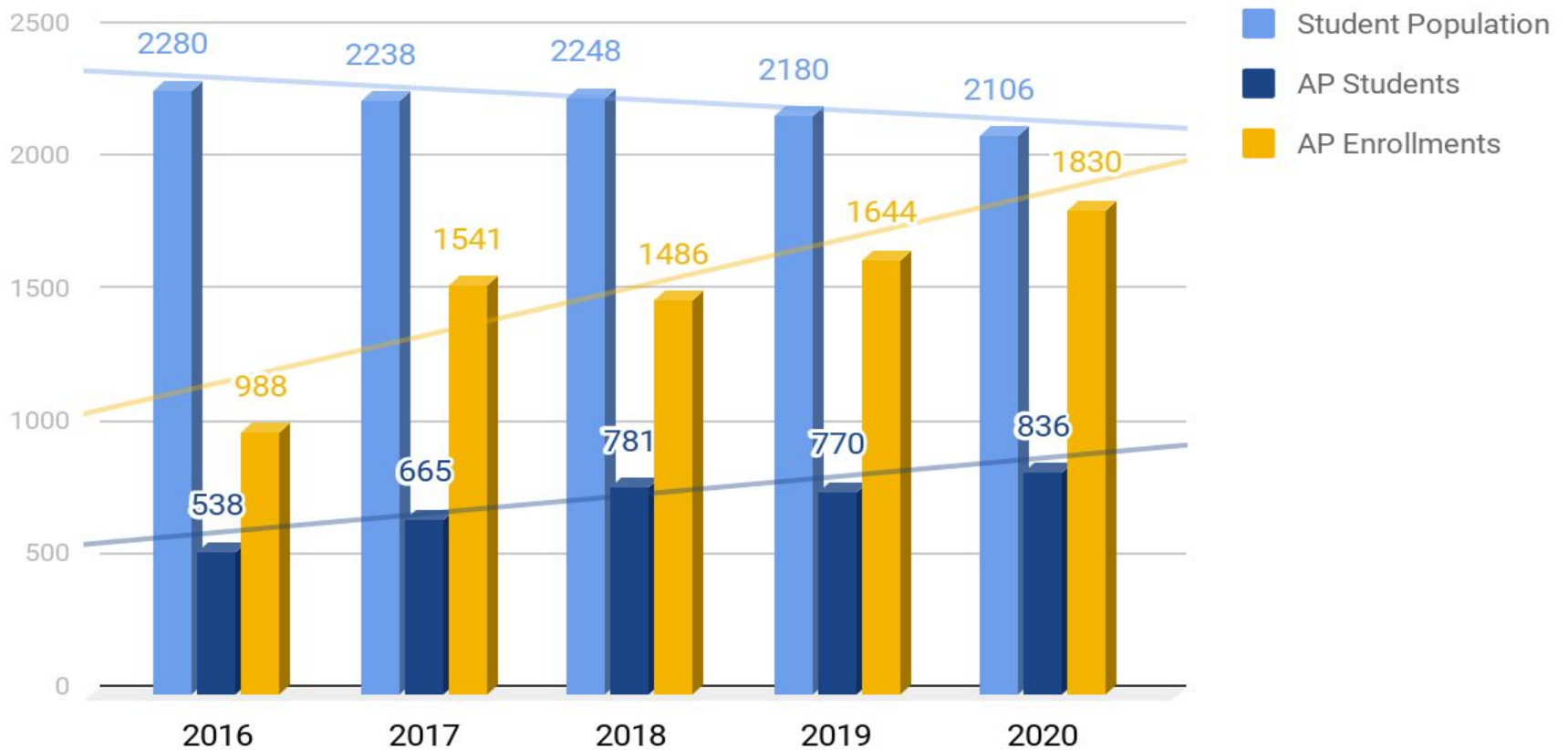
## Equity & Excellence: Students by Graduation Year Scoring 3+



# Student Population to AP Students & Course Enrollments



## NVRHS: Student Population to AP Student Enrollment



# Northern Valley 5-Year Trend



	2016	2017	2018	2019	2020
Total AP Students	283	352	367	353	377
Number of Exams	490	685	656	684	744
AP Students with Scores 3+	217	260	298	308	336
% of Total AP Students with Scores 3+	76.7	73.9	81.2	87.3	89.1

# Northern Valley 5-Year Trend



	2016	2017	2018	2019	2020
Total AP Students	283	352	367	353	377
Number of Exams	490	685	656	684	744
AP Students with Scores 3+	217	260	298	308	336
% of Total AP Students with Scores 3+	76.7	73.9	81.2	87.3	89.1

# AP Test Scores - NV Demarest



	2018	2019	2020
Total AP Tests Scored	664 (344)	788 (429)	834
<b>Tests Scored 3+</b>	<b>503 (283)</b>	<b>613 (371)</b>	<b>700</b>
<b>% Tests Scored 3+</b>	<b>76% (83%)</b>	<b>78% (86%)</b>	<b>84%</b>
Tests Scored 5	138 (73)	211 (125)	220
Tests Scored 4	183 (114)	220 (138)	247
Tests Scored 3	182 (96)	182 (108)	229
<b>Students Testing - Scores 3+</b>	<b>304 (206)</b>	<b>326 (231)</b>	<b>379</b>
<b>% Students Testing - Scores 3+</b>	<b>74% (79%)</b>	<b>79% (89%)</b>	<b>88%</b>



# AP Test Scores - NV Old Tappan



	2018	2019	2020
Total AP Tests Scored	657 (377)	683 (347)	729
<b>Tests Scored 3+</b>	<b>538 (323)</b>	<b>577 (311)</b>	<b>618</b>
<b>% Tests Scored 3+</b>	<b>81% (86%)</b>	<b>84% (90%)</b>	<b>85%</b>
Tests Scored 5	176 (112)	160 (101)	203
Tests Scored 4	214 (121)	229 (211)	231
Tests Scored 3	148 (90)	188 (99)	184
<b>Students Testing - Scores 3+</b>	<b>298 (204)</b>	<b>309 (311)</b>	<b>331</b>
<b>% Students Testing - Scores 3+</b>	<b>81% (88%)</b>	<b>87% (90%)</b>	<b>89%</b>

# Equity and Excellence - NV Demarest



	2016	2017	2018	2019	2020
Graduating Class	45%	50.8%	53.1%	60.6%	<b>65.5%</b>
12th Grade	39.6%	45.8%	47.7%	54.8%	<b>54.9%</b>
11th Grade	32.2%	39.8%	44.6%	48.1%	<b>57.3%</b>
10th Grade	2.0%	4.6%	25.3%	24.0%	<b>41.2%</b>

% Student population scoring 3+ on at least one AP exam

# Equity and Excellence - NV Old Tappan



	2016	2017	2018	2019	2020
Graduating Class	43.6%	51.1%	52%	58.5%	<b>53.5%</b>
12th Grade	39.4%	48.5%	46.7%	53.7%	<b>46.5%</b>
11th Grade	25.6%	31.7%	35%	39.4%	<b>39.2%</b>
10th Grade	0.6%	1.7%	14.7%	10.8%	<b>23.4%</b>

% Student population scoring 3+ on at least one AP exam

# AP Scholars - NV Demarest



AP Scholars	2018	2019	2020
<b>AP Scholars (Avg. Score)</b> 3+ on 3 or more exams	43 (3.68)	53 (3.44)	63 (3.60)
<b>AP Scholars w/Honor (Avg. Score)</b> 3.25+ on all exams; 3+ on 4 or more exams	24 (3.75)	47 (4.03)	27 (3.76)
<b>AP Scholars w/Distinction (Avg. Score)</b> 3.50+ on all exams; 3+ on 5 or more exams	25 (4.21)	45 (4.40)	60 (4.14)
<b>National AP Scholars (Avg. Score)</b> 4+ on all exams; 4+ on 8 or more exams	4 (4.66)	10 (4.82)	6 (4.59)
<b>Total AP Scholars (Avg. Score)</b>	<b>92 (3.97)</b>	<b>144 (4.11)</b>	<b>150 (3.96)</b>

# AP Scholars - NV Old Tappan



AP Scholars	2018	2019	2020
<b>AP Scholars (Avg. Score)</b> 3+ on 3 or more exams	41 (3.52)	53 (3.58)	36 (3.44)
<b>AP Scholars w/Honor (Avg. Score)</b> 3.25+ on all exams; 3+ on 4 or more exams	22 (3.94)	25 (4.06)	24 (3.81)
<b>AP Scholars w/Distinction (Avg. Score)</b> 3.50+ on all exams; 3+ on 5 or more exams	34 (4.24)	39 (4.31)	58 (4.24)
<b>National AP Scholars (Avg. Score)</b> 4+ on all exams; 4+ on 8 or more exams	5 (4.44)	5 (4.72)	6 (4.67)
<b>Total AP Scholars (Avg. Score)</b>	<b>97 (3.99)</b>	<b>117 (4.06)</b>	<b>118 (4.05)</b>

# AP Enrollments - NV Demarest



	2018	2019	2020
Total Student Population	1014	999	960
Students Enrolled in AP	412	416	433
<b>AP Course Enrollments</b>	<b>753 (340)</b>	<b>910 (429)</b>	<b>947</b>

# AP Enrollments - NV Old Tappan



	2018	2019	2020
Total Student Population	1234	1181	1147
Students Enrolled in AP	368	354	403
<b>AP Course Enrollments</b>	<b>733 (377)</b>	<b>734 (349)</b>	<b>873</b>

# AP Program Mission



- **Options and Opportunities for All students**
  - All students can take an AP course if they honestly assess skill level and are willing to work.
- **Maximize Course & Exam Participation**
  - Provide opportunities to identify skills
  - Provide opportunities to improve skills
- **Maximize Course & Exam Success**
  - Engage students to seek and use resources.



# AP Program - Continued Growth



- **Articulate Program Mission**
  - Provide AP options and opportunities for all students.
  - Maximize student participation in courses & exams.
  - Maximize student success both in courses & on exams.
- **Raise Student Awareness**
  - Understand benefits of AP course and exam
  - AP Potential Reports - PSAT
- **Prepare for Enrollment (*know before you go*)**
  - Course Descriptions - Articulate necessary core skills
  - Identify strengths and weaknesses in advance

# AP Teaching Staff - Professional Growth



- **In-District Professional Development**
  - AP Building (and District) Meeting
  - Review Instructional Reports
  - PLC focus
- **Future Teaming**
  - Vertical Teaming in Departments to ID core skills
  - Interdisciplinary Teaming
- **Out-of-District Professional Development**
  - AP Workshops, Regional Forums, National Conference
  - Staff serve as national readers

# New from College Board



- **AP Enrollment**
  - All students enrolled in system from course start
  - Exams pre-ordered
- **AP Classroom - Teaching and Learning Support**
  - Standards-based material built by AP; scored by AP
  - Students can practice throughout the year
- **Formative Assessments - Unit Checks**
  - Teachers share formative unit assessments
  - Targeted, timely feedback for teachers and students